

Company: _____
 Contact Name: _____
 Address: _____
 City / State / Zip: _____
 Phone #: _____
 Email: _____

Email (or fax) form to your authorized distributor:
 Authorized Distributor: _____
 Branch Location: _____
 Email / Fax: _____
 Project Name: _____
 Date: _____ PO #: _____

1 Door Type

– Aluminum Frame:

- AF001** (Max Height 48")
- AF002 AF003
- AF004 AF005
- AF006* AF007
- AF008** AF009
- AF010* AF011

*AF006 & AF010 available with opaque Backpainted Glass & Mirror inserts ONLY
 ** AF001 & AF008 are Narrow Profiles. Aventos bracket fabrication must be done by Element Designs.

– 18mm PARAPAN®
 Color: _____

2 Profile Finish

– Anodized Finish

- Natural Anodized
- Brushed Stainless
- Chrome (AF003 & AF010 ONLY)
- Arctic Gold (AF003 ONLY)

– Powder Coat Finish

- Oil Rubbed Bronze
- White Black
- Onyx

3 Insert Type (select one) all inserts are 5/32" (4mm) Reflective Bronze (6mm)

– Standard Glass Inserts:

- | | | |
|------------------------------|---|---------------------|
| Satin (Acid Etched) | Listral D | Reeded (Vertical) |
| Clear | Master Carre | Reeded (Horizontal) |
| Low-Iron Clear | Mirror | Smoked Grey |
| Low-Iron Satin (Acid Etched) | Reflective Bronze (AF008 or AF009 only) | |

– Backpainted Glass Inserts:

Finish & Paint Color (select one of each): Standard Colors: White, Black, Bronze, Scarlet, Silver, Olive, Sand, Mocha, Charcoal

Gloss OR Matte
 Standard Color: _____

Non-Standard or Custom*: _____
*Custom Color match approval & fee applies. Contact Element Designs for details.
 **Backpainted glass has a light gray backer, unless otherwise specified

– 3form® Resin Inserts:

Pattern: _____

– PARAPAN® High Gloss Inserts:

Color: _____

– Metallic Inserts:

- | | |
|----------------------|-----------------------------|
| Aluminum Laminate | Stainless Lam. (Vertical) |
| Platinum Ice Acrylic | Stainless Lam. (Horizontal) |

– EcoDomo Leather:

- | | |
|----------------------|----------------------|
| Coal Buffalo | Grey Thunder Buffalo |
| Antique Brown Walrus | Bianco Jumbo Croc |

– Custom Etch: Positive Negative

*Art work must be supplied, subject to set up fee. Contact Element Designs for details.
 All glass is tempered safety glass & will not have etched tempered logo unless otherwise specified at time of order. Refer to local building codes.

NO INSERT

4 Aventos Drilling & Hardware

Door Overlay Dimensions:

Top Overlay: _____ mm Element Designs will calculate mounting bracket locations if Overlays are provided
 Side Overlay LEFT: _____ mm
 Side Overlay RIGHT: _____ mm
 Drill pilot holes for mounting bracket (Must provide overlay dimensions)
 DO NOT drill pilot holes for mounting bracket*
 * AF001 & AF008 Aventos bracket fabrication must be done by Element Designs.

Cabinet Construction: Frame Frameless

Include AVENTOS Lift System Hardware with door:		Pre-attach AVENTOS mounting brackets:	
YES	NO	YES	NO

5 Decorative Hardware & Handles

Drill for handle holes (Must specify handle location on pg 2)

Natural Anodized		Brushed Stainless & ORB	Various Finishes
Knobs	Bar Pulls	Bar Pulls	Finger Pulls
K001	P1-127	P1-76S	P2-42
K005	P1-190	P1-192S	P2-42S
K006	P1-250	P1-320S	P2-42ORB
K007	P1-380	P1-76ORB	P2-42W
K008	P1-640	P1-192ORB	P2-42B
K009	P1-880	P1-320ORB	P2-42X
			Other

QTY: _____

Item	Qty	Door Dimensions		in OR mm	AVENTOS LIFT SYSTEM (select one)					Element Designs Use Only		
		Width	Height		HK	HL	HS	HF (UPPER)	HF (LOWER)	HK - S	Price	Ext. Price
1					HK	HL	HS	HF (UPPER)	HF (LOWER)	HK - S		
2					HK	HL	HS	HF (UPPER)	HF (LOWER)	HK - S		
3					HK	HL	HS	HF (UPPER)	HF (LOWER)	HK - S		
4					HK	HL	HS	HF (UPPER)	HF (LOWER)	HK - S		
5					HK	HL	HS	HF (UPPER)	HF (LOWER)	HK - S		
6					HK	HL	HS	HF (UPPER)	HF (LOWER)	HK - S		
7					HK	HL	HS	HF (UPPER)	HF (LOWER)	HK - S		
8					HK	HL	HS	HF (UPPER)	HF (LOWER)	HK - S		

Special Instructions: _____

Knobs/Pulls:		
Hardware:		
Shipping:		
TOTAL:		

AVENTOS LIFT SYSTEM SPECIFICATIONS

HF Hinge & Mounting Plate Locations

X1 TOP DOOR = _____
(std. 23.5mm or B = 6mm)

X1 BOTTOM DOOR = _____
(std. 23.5mm or B = 6mm)

X2 & P2 LEFT = _____
(min. = 3", std = 3 1/2")

X2 & P2 RIGHT = _____
(min. = 3", std = 3 1/2")

X3 & P3 = _____
(Required for doors over 48")

P1 = _____
(1.4375" [frameless] or 0.375" [face frame])

PC = _____
(32mm [frameless] or 40mm [face frame])

HF Lifter Pilot Hole Locations

L1*LEFT = _____
(L1=12.5mm + Side Overlay)

L1*RIGHT = _____

L2 = _____

LC = 32mm

L2 Calculation
Top Door Height (TDH):
231-271 = TDH x .5 + 38
272-531 = TDH x .5 + 15

*If AF001 or AF008 frame
L1 = 10.5mm
(creates 15mm Overlay)

Handle Hole Locations

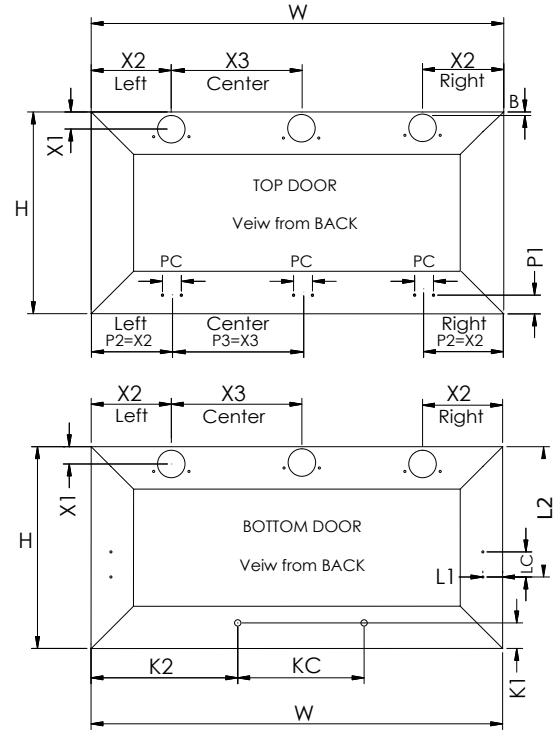
K1 = _____ (min. = 2 1/4")

K2 = _____ (std = centered)

KC = _____ (pull only)

Kdia. = _____ (std dia. = 11/64")

AVENTOS HF



Lifter Pilot Hole Locations

L1*LEFT = _____

L1*RIGHT = _____

(Wide Frame L1 = 12.5mm + Side Overlay)

(Narrow Frame L1 = Side Overlay - 4.5mm)

[*Narrow frame overlay min = 13mm, max = 17mm]

L2 = _____

(See Below for L2 calculations per system)

LC = 32mm

HK: L2 = 50 + Top Overlay
(frameless frame)

L2 = 41.5 + Top Overlay
(face frame)

HK-S: L2 = 58 + Top Overlay

HS: L2 = 197 + Top Overlay

HL: L2 = X + Top Overlay

ARM ASSEMBLY	X
20L3200	153
20L3500	203
20L3800	253
20L3900	303

Handle Hole Locations

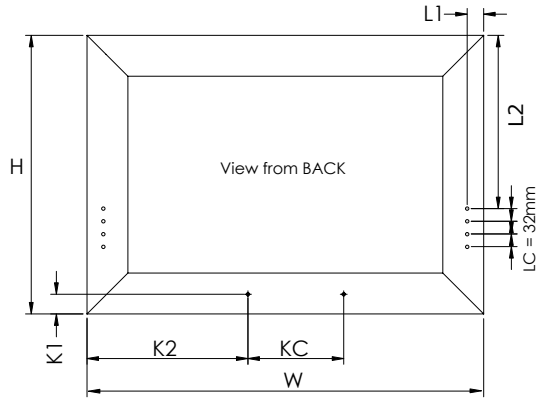
K1 = _____ (min. = 2 1/4")

K2 = _____ (std = centered)

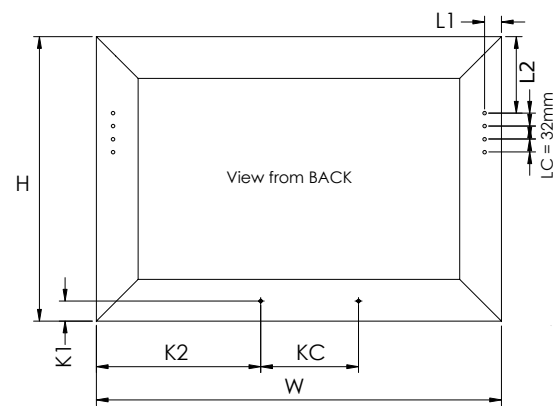
KC = _____ (pull only)

Kdia. = _____ (std dia. = 11/64")

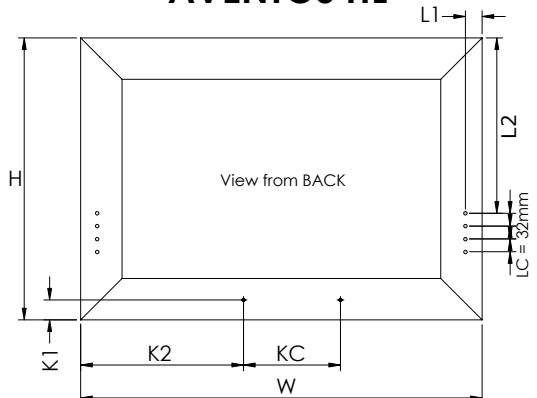
AVENTOS HS



AVENTOS HK



AVENTOS HL



AVENTOS HK-S

