

NEW! °eCubed Shelving Ladder



NEW TO °eCUBED SHELVING

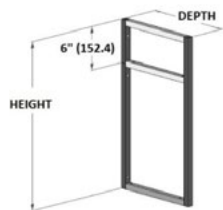
The °eCubed Shelving Ladder



- Unique design allows shelves to sit across depth of ladder unit
- Ladders can be produced to hold 2 - 8 shelves
- Multiple anodized and specialty coated finishes available
- Use any shelf material (not supplied by Element Designs)
- 6mm and 10mm glass shelves available in several options (supplied by Element Designs)
- Available with or without wood shelf mounting holes

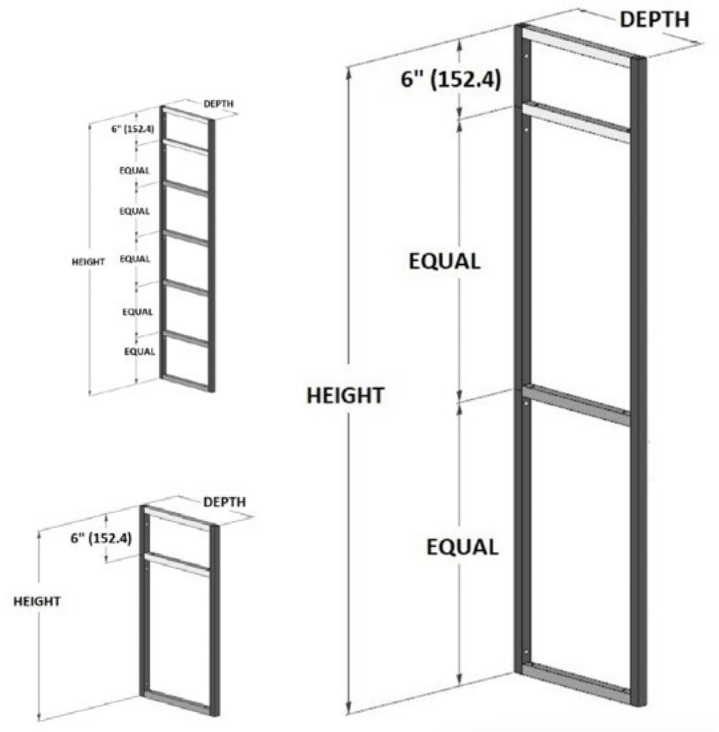
STANDARD SIZE & COMPONENTS

°eCubed Shelving Ladder components are available in custom sizes to meet your specific design needs. The standard distance between top of unit and first shelf support is 6" to create a balanced design, but can be spaced to your specifications. Ladders can be produced to hold 2 - 8 shelves. Contact Element Designs for additional options.



shelf spacing can be customized once order is placed

- All configurations shown are available in various standard widths, heights and depths
- Custom configurations are also available, please contact Element Designs with a drawing of structure
- Please refer to the technical manual for details on all standard configurations and part numbers



See our full product website for more information on installation

DESIGN GUIDELINES

- Shelves can be sized to sit flush with edge of the shelf ladder or overhang
- Additional support requirement depends on strength of shelf material, 32" is recommended
- Glass shelf inserts available in numerous options
- Contact Element Designs for mounting recommendation in 6mm or 10mm thicknesses
- Fully or partially assembled depending on configuration
- Available with caps or leveling feet, specify when ordering

FINISH OPTIONS

Anodized



natural aluminum (N)



brushed stainless (S)



bronze matte (BZM)



chalk (CK)




onyx (black matte)(X)

Coated (metallic)



modern brass (MB)



luxe bronze (LB)



copper (CP)



arctic silver (AS)




gold (GLD)



graphite (GR)

SHELF OPTIONS



Standard glass



Also available with Backpainted glass options or any shelving insert option

Shelving materials in images not provided by Element Designs

INSPIRATION GALLERY

